socialswap.io

Official Youtube Channel: https://www.youtube.com/channel/UC6gcqlRfsUuW_ZJ1BDVfycQ
Official Telegram Channel: https://t.me/socialswapchannel
Official Telegram Group: https://t.me/socialswapio
Official Instagram: https://instagram.com/socialswap.io?igshid=1nk2sqa40b4ct

How to get a Tronlink wallet?

1) Open your google chrome browser and add 'Tronlink' as an extension to your browser
2) You find this extensions at the Chrome Web Store.
https://chrome.google.com/webstore/search/tronlink?hl=de
3) Activate your Tronlink wallet and keep your passwort and your security words safe

Or you just can watch this video:
https://www.youtube.com/watch?v=M6FpdY3c_Rg

How to get Tron (TRX)?

1) Buy TRX at any Exchange like Binance, Kraken or Bitpanda.
2) You can buy TRX with Fiat money like Euro or Dollar. (credit cards; bank transfer..)
3) Once you got your TRX, send it to your Tronlink wallet address.

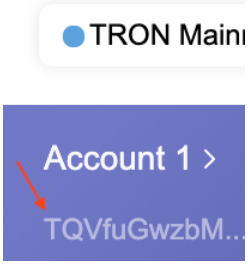

4) Now you have TRX in your Tronlink wallet, keep in mind that there always should be 50-100 TRX in your wallet.

socialswap.io

How to buy SST Token?

1) Log into your Tronlink wallet.
2) Go to the socialswap.io DEX.
3) Connect your wallet with the DEX and the smart contract.
4) Swap your TRX into SST Token.
   - Choose TRX to SST and click swap.
   - Now the TRX in your Tronlink wallet will be gone and you will have SST in your wallet.
   - Never swap the whole TRX amount, there must be always 50-100 TRX in your wallet.
   - If you have 1.000 TRX then only swap 950 TRX.

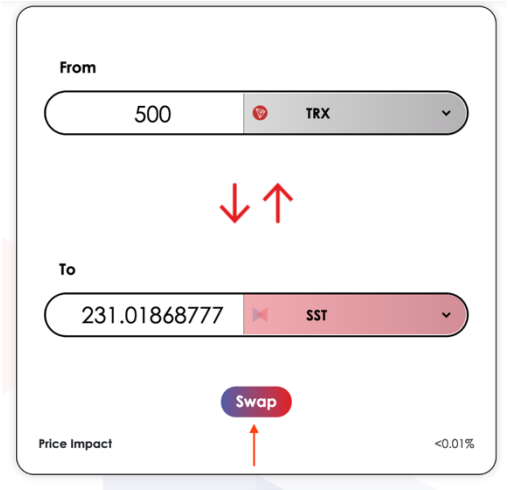

How to provide Liquidity?

1) Go to socialswap.io. Click on the tab liquidity and 'add liquidity'.
2) Choose your currency pair and enter how much you would like to add. The second currency will automatically apply the right amount.
3) Click add liquidity.

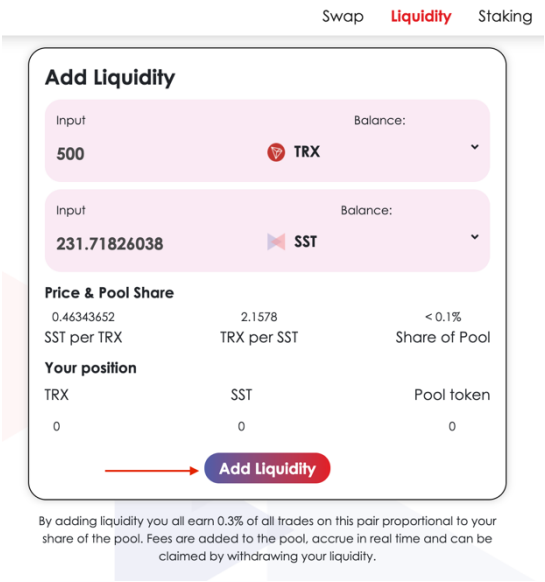

socialswap.io

How to stake SST?

You just can buy the SST Token and leave it, or you can earn more SST Token on socialswap.io through staking. Staking happens in two ways.

1) Staking SST Token through the Solo SST Pool.

- You put your SST Token in the SST Solo Pool and you will earn more SST. You can claim your rewards daily.
- Go to the staking tab on socialswap.io and click on SST and on stake.
- Enter the amount and its done.
- You can unstake the whole amount at any time.

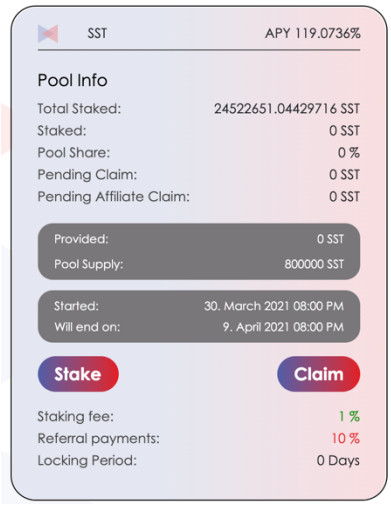

2) Staking SST through providing liquidity.

- Provide your liquidity to the DEX.
- Got to staking and click on the pool, which shows the currencies you provided.
- Example: TRX/SST Pool. You provided SST and TRX as liquidity in the first step.
- You got an amount of LP Token which you can now stake in this pool.
- You get rewarded with SST every day and you can claim the profits every day.
- You also can unstake at any time and take your provided liquidity back at any time.

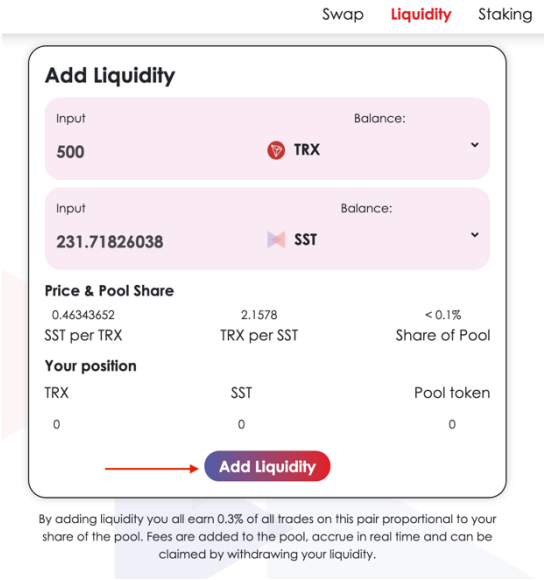

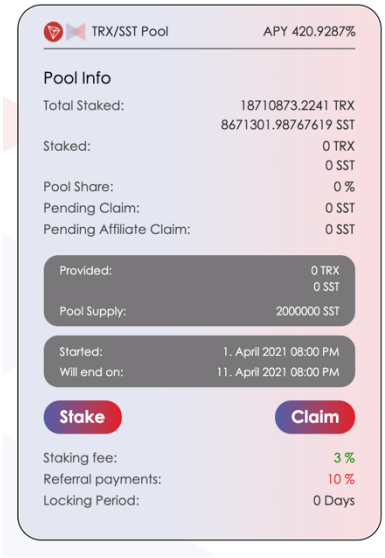

socialswap.io

How to claim rewards?

1) Click on the tab staking on socialswap.io.
2) Click on the pool which you have staked.
3) You can see under ‘pending claim’ how much SST are ready to be claimed.
4) Click on claim and the SST will be transferred into your wallet.

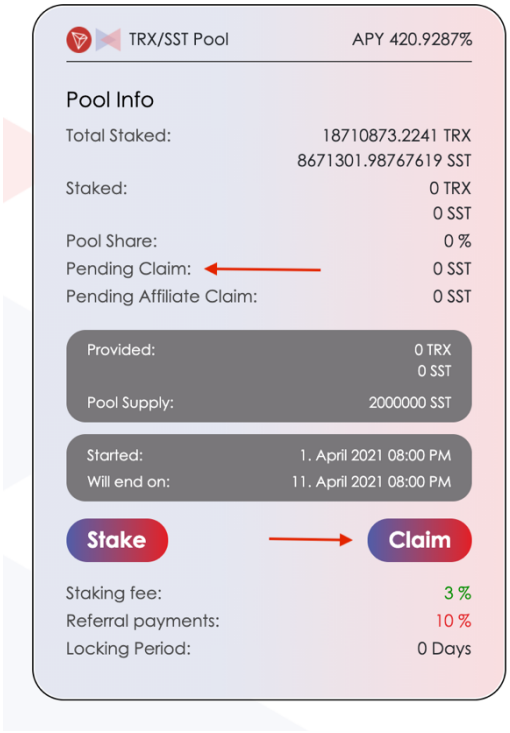

How to use my referral Link to get commissions?

1) Click on the tab ‘refer friends’ on socialswap.io
2) Click on ‘get your referral link’
3) Now you have your referral link, which you can send to your people.
4) If they enter socialswap.io through your link and connect their wallet they will be referred by you.

How to swap on the DEX?

1) Your Tronlink wallet has to be connected to socialswap.io
2) Go to the tab ‘swap’
3) Choose which currency you want to swap.
4) Choose the amount and click swap. Click ‘accept’ and the smart contract will execute the swap immediately in your Tronlink wallet.